

- 316L# SS Housing
- 8mm thick toughened FLUSH glass diffuser
- CE/SAA/IP65/IK08/Class 1
- CREE/Bridgelux COB: 3000K/4000K/6000K/CRI≥80/90
- Beam Angle: 12°/24°/36°/60°
- Input: 220-240Vac/WT:-20~+50° C
- Warranty: 3/5 years

- **CODE - IP65** **COLOR**
UDSSSM10102 MIRRORED
UDSSSB10102 BRUSHED
- POWER:** 2x5/8W

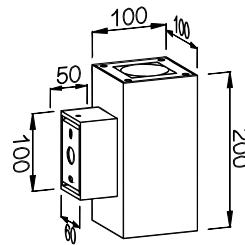
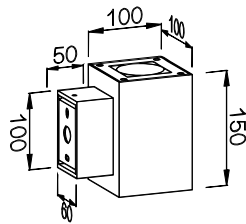
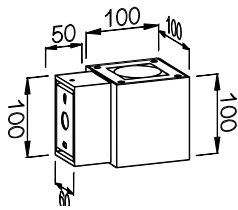
- **CODE - IP65** **COLOR**
UDSSSM10152 MIRRORED
UDSSSB10152 BRUSHED
- POWER:** 2x5/8W

- **CODE - IP65** **COLOR**
UDSSSM10202 MIRRORED
UDSSSB10202 BRUSHED
- POWER:** 2x5/8W

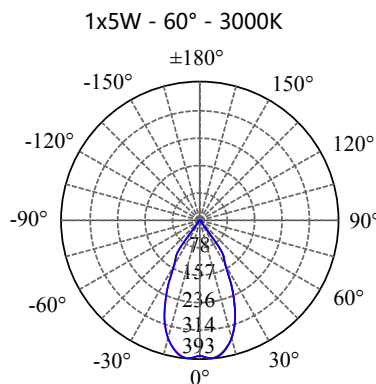
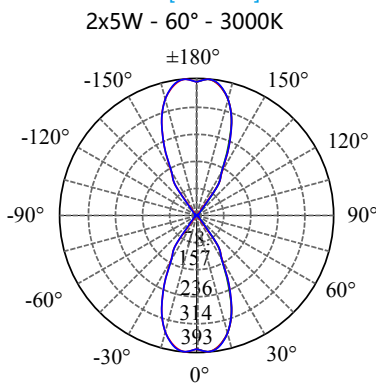
- **CODE - IP65** **COLOR**
UDSSSM10101 MIRRORED
UDSSSB10101 BRUSHED
- POWER:** 1x5/10/15W

- **CODE - IP65** **COLOR**
UDSSSM10151 MIRRORED
UDSSSB10151 BRUSHED
- POWER:** 1x5/10/15W

- **CODE - IP65** **COLOR**
UDSSSM10201 MIRRORED
UDSSSB10201 BRUSHED
- POWER:** 1x5/10/15W



• **PHOTOMETRIC [Unit: cd]**



• **PERFORMANCE**

- 1x5W - 36V - 150mA - 448lm
- 1x10W - 36V - 250mA - 895lm
- 1x15W - 36V - 350mA - 1232lm

- 2x5W - 36V - 250mA - 897lm
- 2x8W - 36V - 350mA - 1384lm