

- 316L# SS housing
- 8mm thick toughened FLUSH glass diffuser
- CE/SAA/IP65/IK08/Class 1
- CREE/Bridgelux COB: 3000K/4000K/6000K/CRI≥80/90
- Beam Angle: 12°/24°/36°/60°
- Input: 220-240Vac/WT:-20~+50° C
- Warranty: 3/5 years

- **CODE - IP65** **COLOR**
UDSSSM15152 MIRRORED
UDSSSB15152 BRUSHED
- POWER:** 2x15/20W

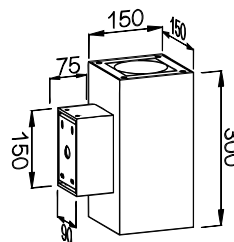
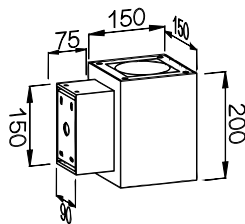
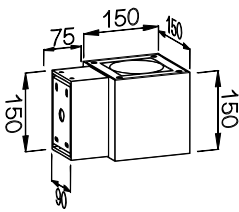
- **CODE - IP65** **COLOR**
UDSSSM15202 MIRRORED
UDSSSB15202 BRUSHED
- POWER:** 2x15/20/30W

- **CODE - IP65** **COLOR**
UDSSSM15302 MIRRORED
UDSSSB15302 BRUSHED
- POWER:** 2x15/20/30W

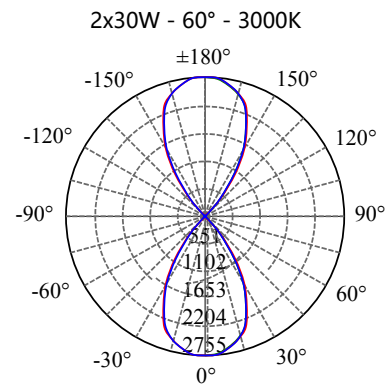
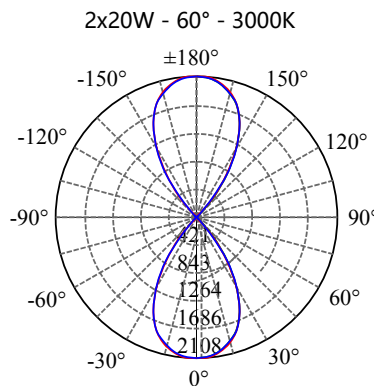
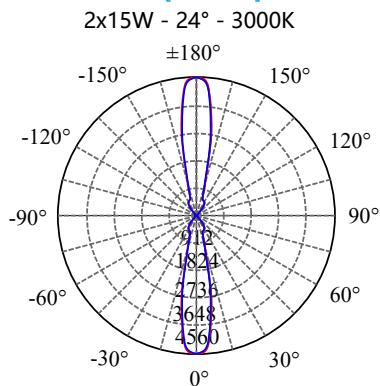
- **CODE - IP65** **COLOR**
UDSSSM15151 MIRRORED
UDSSSB15151 BRUSHED
- POWER:** 1x15/20/30W

- **CODE - IP65** **COLOR**
UDSSSM15201 MIRRORED
UDSSSB15201 BRUSHED
- POWER:** 1x15/20/30W

- **CODE - IP65** **COLOR**
UDSSSM15301 MIRRORED
UDSSSB15301 BRUSHED
- POWER:** 1x15/20/30W



• **PHOTOMETRIC [Unit:: cd]**



• **PERFORMANCE**

- 2x15W - 36V - 750mA - 3053lm
- 2x20W - 36V - 1050mA - 4075lm
- 2x30W - 36V - 1500mA - 6163lm

- 1x15W - 36V - 350mA - 1556lm
- 1x20W - 36V - 500mA - 2039lm
- 1x30W - 36V - 750mA - 3058lm